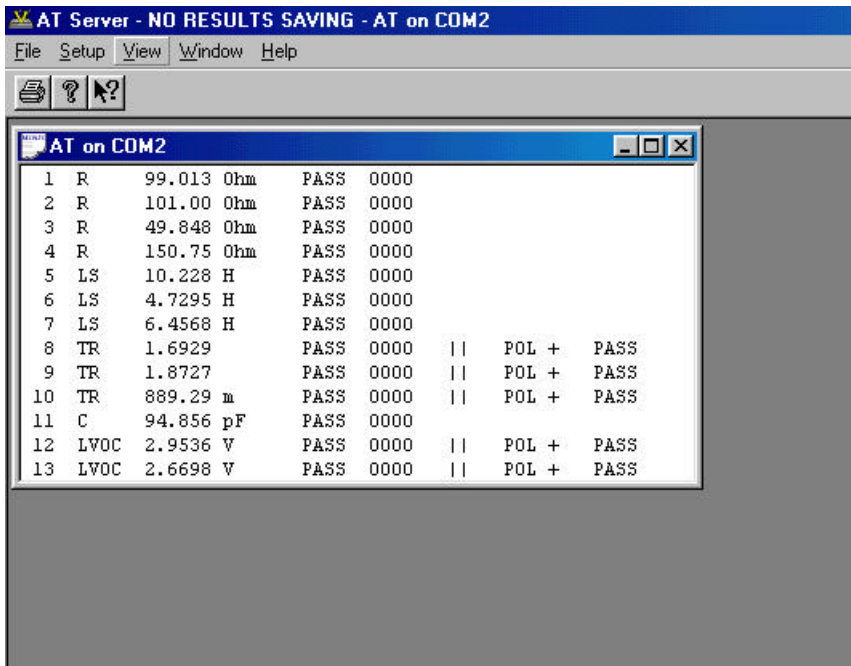


Standard Server Results



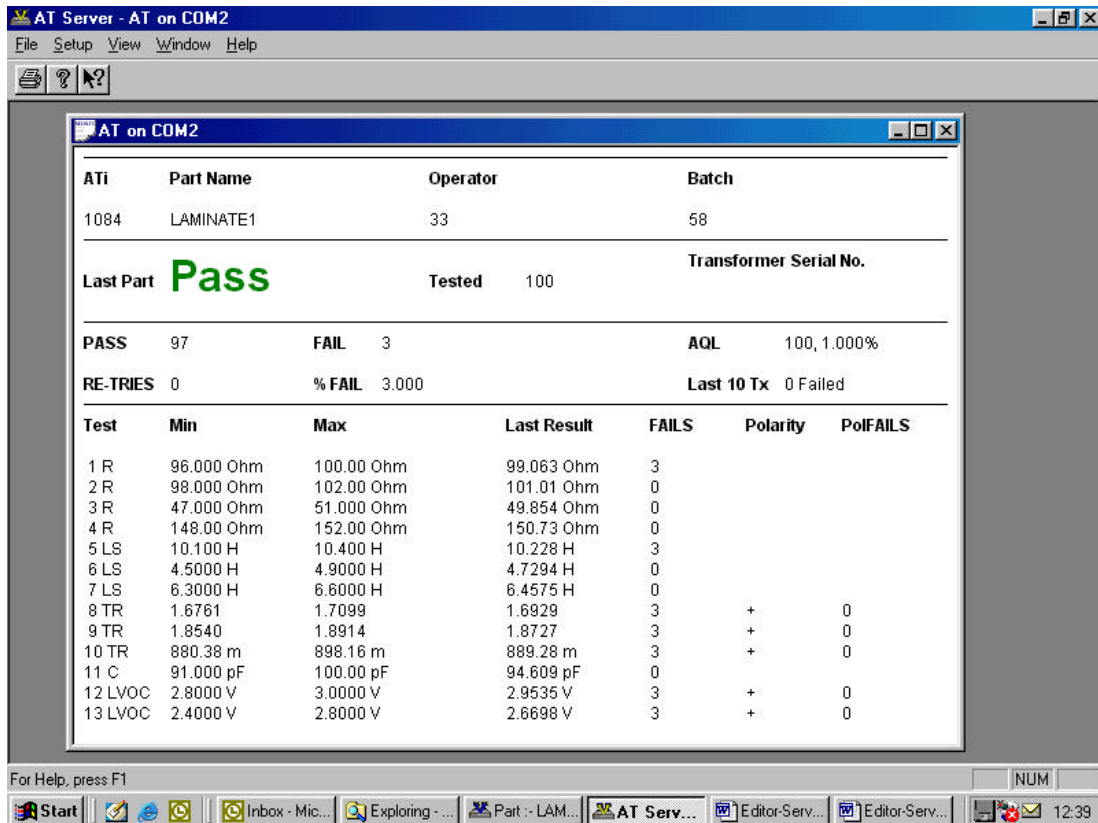
During batch testing, the Server program will present the results of each transformer immediately after it has been tested.

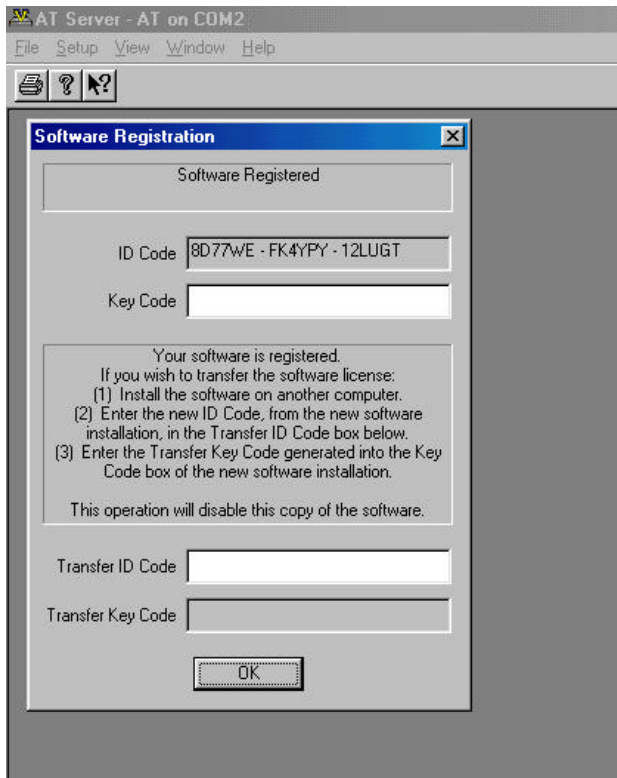
Two result formats are possible and these are shown left and below.

Left: Standard Results. Units, measured value, Pass/Fail.

Below: Optional Results. Batch summary, Units, test limits, measured value, Pass/Fail with test totals and AQL functions.

Optional Statistics from 'Database Server'





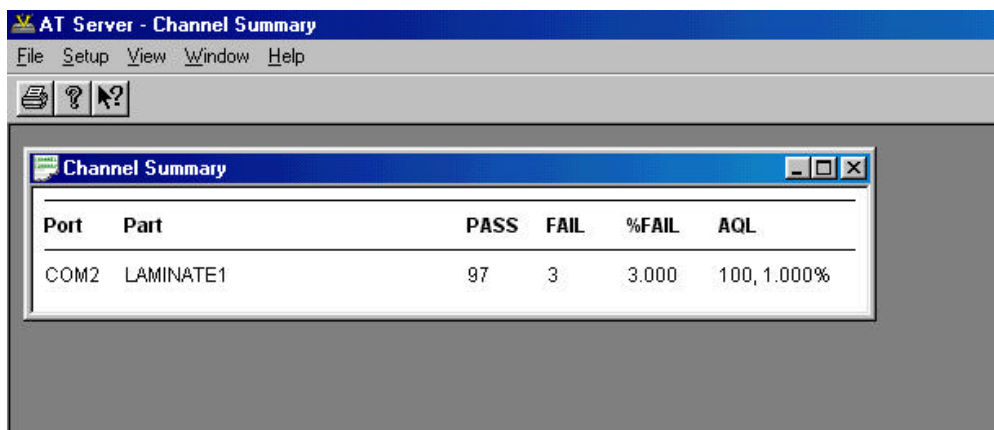
The Server program installed from the AT Series software CD will provide the standard results format shown above.

To obtain the 'Database Server Statistics' that are also shown above, this function must be Registered by entering an 'ID' code that is provided by Voltech.

Server registration is achieved as follows:

Under the 'Help' menu, select 'Registration' and you will then see a dialog box as shown left. By confirming to Voltech the unique ID code shown in your dialog box, Voltech will supply you with a Key code that will 'enable' the Database Server format for a period of 30 days.

After you have entered the Key code, the results Statistics are selected by Clicking on 'Setup', then 'Results' and ticking the results setup option 'Display Basic Statistics'



Where a number of AT Series testers are being used, the Database Server also includes the ability to view a 'channel summary'. This display will show live batch summary reports for any of the testers connected to the Server PC